


# 1 Meeting people

---

## 1 Introducing yourself

**A**  Listen to people introduce themselves. Listen at least three times.

A: Hello. I'm Jason.

B: Hi. My name is Dolma.

A: Nice to meet you, Dolma.

B: Good to meet you too.

— — — — —

A: Excuse me. I don't think we have met before.  
My name is Mary Jensen.

B: Oh, hello. I'm Bikash Chettri

A: Good to meet you Mr Chettri.

B: Pleased to meet you too, Ms Jensen.

— — — — —

A: Hello. Can I sit here?

B: Yes.

A: By the way, I'm Robin.

B: Hi. My name is Jessica.

A: Nice to meet you.

B: Pleased to meet you too. And where are you from, Robin?

A: I'm from Kathmandu. What about you?

B: I'm from New York. Oh, this is my stop. Bye, Robin.


A: Bye. See you.

**B Role play** Now practice the same conversations with a partner. Practice for three to five minutes.

**C Pair work** Now in the same way introduce yourself to your partner or to someone else.

## 2

## Meeting someone you know

**A**  Listen to friends talking when they meet. Listen at least twice.

- A: Hi. Subodh. How are you today?  
B: Not bad, thanks. How about you?  
A: Great, thanks.  
B: So, where are you heading?  
A: To college, as usual. I'm already late. See you later, Subodh.  
B: Take care. Bye bye.
- — — — —

- A: Hi. How have you been?  
B: Fine, thanks. And you?  
A: Pretty good. How's the family?  
B: Just fine. And how's work?  
A: Good. Very busy.  
B: Yeah, me too.  
A: Well, talk to you later.  
B: Yeah. Nice talking to you. Bye.  
A: Bye.

**B Role play** Now practice the same conversations with a partner. Practice for three to five minutes.

**C Pair work** Now take turns talking. This time use your own information.

### Some useful expressions

How are you?	Just fine, thanks.
How have you been?	Great, thanks.
How are you doing?	Pretty good, thanks.
How are things?	So so. Thanks.
How's family?	Well, talk to you later.
How's work?	Well, nice talking to you.
How's business?	See you.
How are studies?	See you later.

## 3

**Saying *hello* and *goodbye***

**A**  Listen to people saying *hello* and *goodbye*. Listen twice.

A: Hi, Tony. How are you?

B: Great! How about you, Susan?

A: See you later, Tony.

B: Bye-bye, Susan.

A: Good morning, Sir. How are you?

B: I'm just fine, Tina. Thank you.

A: Good afternoon, Mr. Thapa.

How are you?

B: Not bad, thanks.

And how are you, Ms Taylor?

A: Good-bye. Have a nice day.

B: Bye-bye. See you tomorrow.

A: Bye. Have a nice evening.

B: Thanks. You too.

**B Pair work** Practice saying *hello* and *goodbye* with your partner.


**C Pair work** Tick the correct responses. Then practice saying.


- |                        |  |   |
|------------------------|--|---|
| 1. Hello. How are you? | <input type="checkbox"/> You too.        | <input type="checkbox"/> Fine, thanks.        |
| 2. Have a nice day.    | <input type="checkbox"/> You too.        | <input type="checkbox"/> I'm OK. How are you? |
|                        | <input type="checkbox"/> Bye-bye.        |   |
| 3. Good evening.       | <input type="checkbox"/> Hello.          | <input type="checkbox"/> Good night.          |
| 4. See you later.      | <input type="checkbox"/> Not bad thanks. | <input type="checkbox"/> Bye-bye.             |

# 2 Talking about jobs and routines


---

## 1 A student's routine


A  Listen to a student talk about his routines.

B  Listen again. Which of these words do you hear? Tick them as you listen.

- |                                  |                                      |                                |
|----------------------------------|--------------------------------------|--------------------------------|
| <input type="checkbox"/> always  | <input type="checkbox"/> sometimes   | <input type="checkbox"/> never |
| <input type="checkbox"/> usually | <input type="checkbox"/> seldom      |                                |
| <input type="checkbox"/> often   | <input type="checkbox"/> hardly ever |                                |

C  Listen again and tick these words and phrases as you hear them.

- |   |   |
|---|---|
| <input type="checkbox"/> get up         | <input type="checkbox"/> in the morning   |
| <input type="checkbox"/> study          | <input type="checkbox"/> for sometime     |
| <input type="checkbox"/> get dressed    | <input type="checkbox"/> on time          |
| <input type="checkbox"/> go out         | <input type="checkbox"/> in the afternoon |
| <input type="checkbox"/> go to bed      | <input type="checkbox"/> in the evening   |
| <input type="checkbox"/> have breakfast | <input type="checkbox"/> weekends         |
| <input type="checkbox"/> watch TV       | <input type="checkbox"/> late             |
| <input type="checkbox"/> visit          | <input type="checkbox"/> on holidays      |

D  Listen once again. The student is talking about what he does on college days, at weekends and on long holidays.


E Now tell from memory what the student does. You may say something like this:

*On college days, the student gets up early in the....*

*At weekends, he gets up....*

*On long holidays, he*

## 2 Busy days

**A**  Listen to people talking about their busiest days. Listen three times.

1

My busiest day is Sunday. All our relatives come to our house for lunch and dinner almost every Sunday.

2

I hate Mondays. I get up before 5 o'clock. I catch the bus at six. I start work at seven and finish around four in the afternoon. Then I have a two-hour computer class. After that I have a private tuition class to some children in the neighbourhood. It's usually 9 o'clock when I arrive home.

3

Saturday is my busiest day. I always clean the house in the morning. I usually do the shopping in the afternoon. In the evening, I work as a teacher in an adult education class. The class finishes at 10.

**B Pair work** Take turns. Talk about your busiest day of the week. Ask these questions and others of your own.

What's your busiest day?

What do you usually do?

What time do you usually get up?

What time do you start work?

What do you do all day?


Where do you usually have your breakfast and lunch?

What do you usually do after work?

What time do you usually get home?

What time do you go to bed?

### 3 On a day off

**A**  Listen to a conversation.

Woman: What do you usually do on your day off, Steve?

Man: Oh, I always get up very early, around 5 o'clock.  
And I run for an hour.

Woman: Wow. That sounds instresting. What do you do next?

Man: Then I usually go to the gym and lift weights for  
about an hour and swim for half an hour.

Woman: My goodness! You really are a fitness freak.

Man: I guess so. After all that exercise, I come home  
and have a big breakfast. What about you,  
Susan?

Woman: Well, on my day off, I just watch TV all day.

Man: Now you are a real couch potato.

**B Role play** Now practice the same conversation with a partner. Practice for three to five minutes.

**C Pair work** Now take turns telling what **you** do on your day off. Don't forget to use some of the words and phrases given in the boxes below.

#### Adverbs of frequency


**100%**always  
usually  
often  
sometimes  
seldom  
hardly ever  
**0%**never

#### Sequence markers

First  
Next  
And  
Then  
And then  
After that  
Finally

## 4

**What do you do?**

**A**  Listen to a conversation. Listen at least three times. Then practice the conversation with a partner.

Woman: What do you do, Laxman?

Man: I work with a travel agency.

Woman: Sounds good. What do you do, exactly?

Man: I'm a tourist guide. I take people on tours to different parts of the country.

Woman: So, you get to travel a lot, don't you?

Man: Yes. Sometimes I even go out of the country to places like Tibet and Sikkim.

Woman: Wow. You really have a great job.

Man: Yes, I love my job. What about you, Rosy? What do you do?

Woman: I work in a hospital.

Man: Really? Are you a nurse?

Woman: No, I'm a brain surgeon. I perform more than a dozen operations every week. I have to work long hours and I hardly get any holidays.

Man: So, how do you like your job?

Woman: Not bad. But I can't give much time to my family.

**B Pair work** Now take turns talking about your own job or your friend or relative's job. Take help of the questions given below.

**Ask about your partner**

Do you have a job?

Where do you work?

What do you do exactly?

What time do you start work?

What time do you finish work?

Do you have lunch at work?

Do you take a break in the afternoon?

How do you like your job?

What do you do after work?

Do you watch television? read?

**Ask about your partner's friend or relative**

Tell me about your friend/brother/sister/father/mother.....

Where does he/she work?

What does he/she do exactly?

What time does he/she start work?

What time does he/she finish work?

Does he/she like his job?

What does he/she do after work?

---

## 5 What about the family?

**A**  Listen to a conversation. Listen at least three times.

- Man: What do you, Sarita?  
Woman: I'm a teacher.  
Man: Really? Tell me about your family.  
Woman: Well, I'm married and have three children.  
Man: What does your husband do?  
Woman: He has a small business.  
Man: Oh, that's interesting. What business does he have?  
Woman: He has a small garment factory. He exports all the products.  
Man: What about your children? Do they all go to school.  
Woman: No, only two of them go to school. The youngest one is just five months old.  
Man: You have a small and beautiful family.  
Woman: Yes, it's a lovely family. And what about you? Are you married?  
Man: No, I'm not. I'm still studying. I'm in my final year of MBA.  
Woman: Oh, great. By the way, do you have any brothers and sisters?  
Man: Yes, I do. I have a brother and a sister.  
Woman: And what do they do?  
Man: Well, my brother drives a taxi and my sister flies a plane.  
Woman: No kidding!

**B Role play** Practice the same conversation with a partner. Practice for three to five minutes.

**C Pair work** Now have a similar conversation with your partner using your own information



# 3 Making requests and complaints

---

## 1 Making requests(1)

**A**  Listen to some requests and their responses.

A: **Would you mind** turning down the TV, Roshan? I'm trying to study.

B: Sure. I'll turn it down.

A: Max, **could you move** your car, **please**? It's blocking my way.

B: Oh, OK. I'll park it across the street.

A: **Would you mind not** making so much noise?

B: Sorry. I didn't know I was disturbing you.

A: **Please close** the door on your way out.

B: All right. I'll do it.

A: **Would you mind** helping me to carry this table?

B: Not at all.

A: Excuse me. **Could you move** your legs, please?

B: Sorry. I didn't know it was bothering you.

A: **Can you help** me in the kitchen?

B: Sure. No problem.

A: **Can you lend** me your camera for a day?

B: Oh, I'm really sorry. I'm using it.

A: **Can I borrow** your pen?

B: Sure. Here you are.

**B Role play** Now practice. Make the same requests and give the same responses.

**C Pair work** Now make the same requests but give your own responses.

## 2 Making requests(2)

**A**  Listen and learn how to make requests in several ways.

Lend me Rs 50, please.


Please lend me Rs 50.

Can you lend me Rs 50?/Can I borrow Rs 50?

Can you lend me Rs 50, please?/Can I borrow Rs 50, please?

Could you please lend me Rs 50?

Would you mind lending me Rs 50, please?

**B**  Listen and learn several ways of accepting a request.

All right.

OK. I'll do that.

OK. Here you are.

Sure! No problem!

Oh, sure. I'd be glad to.

**C**  Listen and learn several ways of refusing a request.

Sorry. I don't have any money. (*Say sorry and give a reason*)

I'm sorry but I'm busy right now. (*Say sorry and give a reason*)

I'd rather not.

What! You must be kidding!

**D Pair work** Now use the cues given below to make requests to each other. You may either accept or refuse the requests.

.... open the door

.... move aside

.... come in

.... go out

.... get me a glass of water

.... post this letter for me

.... sing a song

.... help me do my homework

.... scratch my back


.... wash my shirt

.... polish my shoes

.... give me a massage

**E Pair work** Now think of and make your own requests. Your partner either accepts or refuses them.

### 3 Complaints and apologies

**A**  Here are some of the ways people generally make apologies. Listen and learn.

**Simply apologise:**

I'm sorry I'm late.

**Apologise and explain:**


I'm sorry. I missed the bus.

**Apologise and say you made a mistake:**

I'm sorry. I woke up late today.

**Apologise and make a promise:**

I'm very sorry. It won't happen again.

**B**  Listen to people making complaints and apologies. Pause the audio and repeat what they say.

A: By the way, you haven't returned my camera. It's been really long.

B: I'm really sorry. I'll give it to you tomorrow.

A: I'm really upset with you. You didn't phone me yesterday.

B: I'm extremely sorry. I was really busy.

A: Don't forget you still owe me Rs. 1000.

B: Oh, sorry. I haven't been able to manage it.

A: I was waiting for you in the park but you didn't turn up.

B: Oh, I got there late, and you had already gone. I'm really sorry.

A: You always leave the door open. Why don't you ever close it?

B: I'm really sorry. From next time, I will.

A: You are smoking in a No Smoking area.

B: Oh, I didn't notice the sign. I'll go outside.

**C Pair work** Think of five things to complain to your partner. Then make your complaints. Your partner apologises. Take it in turns.

# 4 Expressing likes and dislikes

---

## 1 Likes and dislikes

A  Listen to the conversations.

Boy: Do you like folk music, Tina?

Girl: No, I don't like it very much, do you?

Boy: Yes, I love it. Kumar Basnet is my favourite singer.  
What kind of music do you like?

Girl: Well, I like pop music a lot.

Boy: Really? Who's your favourite singer?

Girl: Sugam Pokhrel. How about you? Do you like him?

Boy: He's OK. But I'm fond of Nima Rumba.

— — — — —

Girl: Do you like playing cricket, Max?

Boy: Yes, I love it. What about you?

Girl: Well, I don't like playing cricket but I love watching it on TV.

Boy: That's interesting. So, besides that, what do you like doing in your free time?

Girl: Well, I'm fond of meeting new people. I also enjoy gardening and cooking.

Boy: Cooking? I can't stand it.

**B Role play** Now practice the same conversations with a partner. Practice for three to five minutes.

**C Pair work** Now take turns talking. This time use your own information.

---

**2****Ways of expressing likes and dislikes**

**A**  Listen to people expressing their likes and dislikes about different things.

I **like** Hindi films.

I **like** **watching** horror films.

I **enjoy** sports.

I **enjoy** **playing** football.

I'm **fond of** sweets.

I'm **fond of** **eating** icecream.

I **love** books.

I **love** **reading** novels.

I'm **crazy about** music.

I'm **crazy about** **listening** to pop music.

I **don't mind** journeys.

I **don't mind** **travelling** by bus.

I **don't like** Thai food.

I **don't like** **eating** in restaurants.

I **hate** films.

I **hate** **sitting** in the cinema hall for three hours.

I **can't stand** Peter.

I **can't stand** **listening** to his lies.

**B** Now practice expressing your own likes and dislikes using the words given in bold above.

---

### 3 Do you like... ?

**Pair work** Express your likes and dislikes on the following topics. First, study the given example.

pop music	washing clothes
horror films	learning different languages
shopping	getting up early
cooking	walking in the rain
Rajesh Hamal	meeting new people
cricket	eating out
pet dogs	looking after children
Chinese bikes	donating money

*Example: A: Do you like pop music?*

*B: No, I don't like it very much. Do you?*

*A: Yes, I love it.*

---


*A: Do you like getting up early in the morning?*

*B: I don't mind getting up early. What about you?*

*A: I hate getting up early.*

---

### 4 Others' actions, your reactions

**A**  Listen to some more expressions of likes and dislikes. Each time pause the audio and repeat the sentence.

**I like** people giving me gifts.

**I don't mind** guests coming to my house.

**I don't like** friends asking me money.

**I hate** dogs barking at me.

**B Pair work** Now take turns talking about what you like or dislike others doing. Talk about the following and more.

friends teasing you	strangers asking for directions
others correcting your mistakes	people praising your work
people laughing at you	parents beating their children
people doing charitable work	neighbours helping you

# 5 *Talking about home and neighbourhood*

---

## 1 **Talking about home and family (1)**

**A**  Listen to two people talking.

A: Do you live in a flat?

B: No, I don't. I live in a house.

A: What's it like? Does it have a garden?

B: Yes, it does. And it has a beautiful view. It's just next to the river.

A: That sounds good. Do you live alone?

B: No, I don't. I live with my parents and my sisters.

A: How many sisters do you have?

B: I have three sisters.

A: That's a big family. Do you have a big house?

B: Yes, we do. It has twelve rooms.

A: Twelve rooms! How many bedrooms does it have?

B: It has five bedrooms.

A: Do you have your own bedroom?

B: Yes, I do. In fact, everyone has their own bedroom.

A: That's very nice.

**B Role play** Now practice the same conversation at least three times.

**C Pair work** Now have a similar conversation using your own information.

---

## 2 Talking about home and family (2)

**A Pair work** Take turns asking and answering these questions.

Do you have any brothers and sisters?

Do you have a pet dog?

Do you have any money in your pocket?

Does your father have a bank account?

Does he have vehicle of his own?

Does your mother have a job?

Does she have expensive jewellery?

What do you have in your bag?

What things do you have in your bedroom?

What programs does your computers have?

How many brothers and sisters does your father/mother have?

*Example: A: Do you have any brothers and sisters?*

*B: Yes, I do. I have two brothers and a sister.*

---

*A: What do you have in your bag?*

*B: I have some files in my bag.*

**B Pair work** Tell each other five things that you have and five things that you don't have at home.

*Example: I have a beautiful car.*

*I don't have a computer.*


**C Pair work** Think of three things that your best friend or neighbour has but you don't have. Then tell your partner.

*Example: My neighbour has a big dog but I don't.*



---

### 3 Talking about neighbourhood (1)

**A**  Listen to people telling a few things about their neighbourhood.

There's a big market.

There's no swimming pool.

There isn't a hospital.

There are some restaurants.

There are no hotels.

There aren't any clubs.

There's a lot of traffic.


There's not much pollution.

There's plenty of sightseeing.

There are a lot of shops.

There aren't many houses.

There are plenty of clinics.

**B**  Listen again and repeat each sentence.

**C** Now practice saying similar sentences about your own neighbourhood.

## 4

**Talking about neighbourhood (2)**

**A**  Listen to a conversation.

A: Whereabouts in Kathmandu do you live, Shyam?

B: I live in Chabahil.

A: Really? What's the neighbourhood like?

B: It's good. It has many facilities but there's a lot of traffic.

A: Is there a market?

B: Yes, there's a pretty big market. There are also a few department stores.

A: Sounds good. Are there any restaurants and hotels?

B: There are some restaurants but they're not very good. And there aren't any hotels.

A: What about sports and entertainment?

B: Well, there are a couple of gyms and there's a big cinema hall. But there's no swimming pool. I have to go all the way to Balaju every Saturday.

**B Role play** Now practice the same conversation at least twice.

**C Pair work** Now have a similar conversation about your own neighbourhood.

**Useful expressions**

There's a ...

There's a lot of ...

There's no ...

There's not much ...

There isn't a ...

There's plenty of ...

There are some ...

There are a lot of ...

There are no ...

There aren't many ...

There aren't any ...

There are plenty of ...

# 6 Talking about locations

## 1 Telling where things are

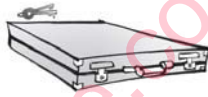
**A** Look at the pictures below and say a sentence about each picture like in the example.



in



in front of



behind



on



next to



under

*Example: The keys are in the briefcase.*

**B**  Listen and practice this conversation.

A: Where's my tie?

B: I think it's in the wardrobe.

A: No, it's not in there.

B: Oh, it must be on the table.

A: Let me see. No, it's not there either. Ah, yes, it's under the table.

**C Pair work** Take turns telling where these things are in your living room.

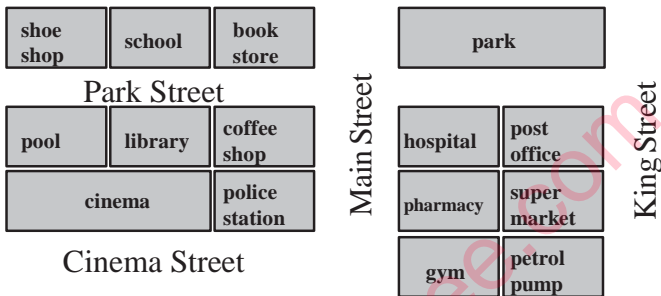
TV      dustbin      calendar      tea table      flower vase  
fan      telephone      books      cassettes and CDs

*Example: The calendar is on the wall.*

## 2

## Places and their locations

**A** Look at the map and read the given sentences.



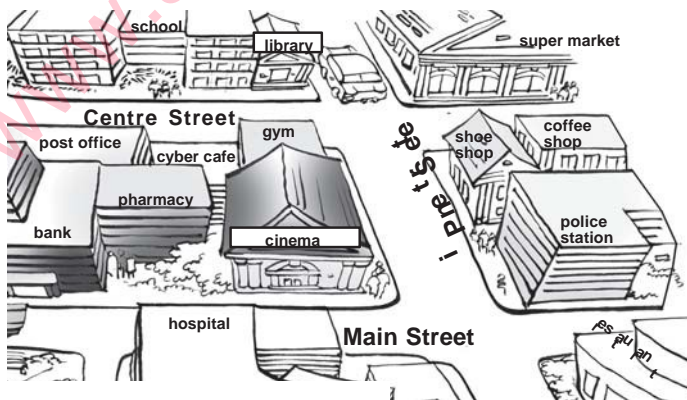
The coffee shop is **on the corner of** Main Street and Park Street. It's **opposite** the hospital.

The pharmacy is **in** Main Street. It's **next to** the gym.

**B Pair work** Take turns asking and answering questions about places in the map below. First look at the example.


*Example: A: Where's the post office?*

*B: It's in Centre Street opposite the school.*



---

**3****Asking for locations**

**A**  Listen and practice the conversations at least twice.

A: Excuse me. Is there a hospital near here?

B: No, there's no hospital here. But there's a doctors clinic.  
It's in Rara Marg, just opposite the bank.

A: Thank you. Oh, just one more thing. Where's the nearest pay phone?

B: Well, it's right over there, next to the hotel.

A: Thanks a lot.

— — — — —

A: Excuse me. Are there any restaurants around here?

B: Yes, there are. There's a good one on the corner of King Street and New Park Road.

A: Thanks very much.

**B Pair work** Your partner is a visitor in your town. Have a conversation by asking and answering these questions and other questions of your own..

A: Excuse me. Can you help me? I'm on a holiday here. Is there a post office nearby?

B: ...

A: Thanks. And I need to go to a travel agency. Is there one around here?

B: ...

A: And how about restaurants? Are there any good ones in the neighbourhood?

B: ...

A: Thanks a lot. That sounds good. And just one more thing. Where's the nearest... ?

B: ...

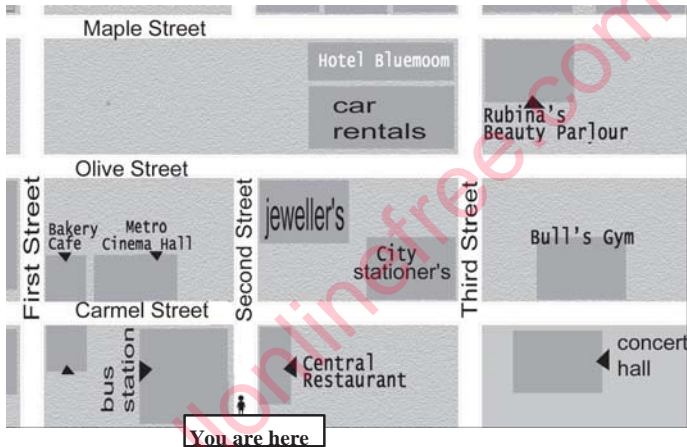
A: ...

B: ...

# 7 Giving directions

## 1 Practice with giving directions

A  Listen and practice the conversations.



A: Excuse me. Could you tell me the way to Bull's Gym?

B: Sure. Just go along this street and turn right on Carmel Street. Walk along Carmel Street, go past Third Street and it's on the left. It's opposite the concert hall.

A: Thanks.

A: Excuse me. How can I get to the Bakery Cafe?

B: Well, go up this street until you reach Carmel Street. Then turn left and walk for five minutes. It's on the corner of First Street and Carmel Street, next to the Metro Cinema Hall.

A: Thanks a lot.

**B Pair work** Now take turns asking for and giving directions to other locations on the map.

## 2

**Giving directions to places**

**A** Here is a list of common places that you can find in almost every neighbourhood. Which of them are there in your neighbourhood? Tick.

 post office

 park

 police station

 swimming pool

 bank

 gym

 the cinema

 temple

 school

 bus stop

 supermarket

 restaurant

 hospital/clinic

 hotel

**B Pair work** Now take turns asking and giving directions to the places you have marked above.

*Example: A: Could you tell me the way to the post office?*

*B: Sure. First go down the street until you reach....*

*A: How can I get to the Smart Gym?*

*B: Well, it's very simple. Walk along this street for five minutes. Then turn...*

### Useful expressions

Walk along...

Walk for about 100 metres/ 5 minutes

Go down the street for...

Turn left/right


Take the first/second turning on the left/right

Go past...

...until you reach...

# 8 Giving instructions

## 1 Recipe instructions

**A**  Here are some common phrases that are used in recipes. Listen and practice.

- |   |  |
|---|--|
| <input type="checkbox"/> peel the potatoes                      | <input type="checkbox"/> stir gently               |
| <input type="checkbox"/> chop the onion                         | <input type="checkbox"/> fry until brown           |
| <input type="checkbox"/> cut the vegetables                     | <input type="checkbox"/> turn it over              |
| <input type="checkbox"/> shell the peas                         | <input type="checkbox"/> boil the vegetables       |
| <input type="checkbox"/> beat the eggs                          | <input type="checkbox"/> bake a cake               |
| <input type="checkbox"/> knead the dough                        | <input type="checkbox"/> roast a chicken           |
| <input type="checkbox"/> add some water                         | <input type="checkbox"/> pour some oil             |
| <input type="checkbox"/> add the spices                         | <input type="checkbox"/> heat it for some time     |
| <input type="checkbox"/> add salt to taste                      | <input type="checkbox"/> let it cook for some time |
| <input type="checkbox"/> mix the ingredients                    |  |
| <input type="checkbox"/> simmer the soup until it becomes thick |  |

**B** When you prepare your favourite dish which of the above actions do you perform? Tick in the boxes.

**C Pair work** Are there any other actions that you perform while preparing food? Discuss and write.

1. ....
2. ....
3. ....
4. ....
5. ....



## 2

## Learning to cook

**A**  Listen and practice the conversation.

A: This soup is delicious. How do you make it?

B: Well it's very simple. You need some fresh vegetables like cauliflower, carrots and peas. You also need some flour.

A: OK, then?

B: First cut up the vegetables and shell the peas. Then boil some water. After that put the vegetables in the water. Let them boil for about two minutes.

A: All right. What next?

B: Next add some flour and stir for some time. Then add salt to taste and simmer the soup until it becomes thick. Finally chop up some onions and cut some coriander leaves and put them in the soup. Now the soup is ready to serve.

A: That's it! Thanks for the recipe.

**B** Now make notes about your own favourite dish.

What is it?

What ingredients do you need to make it?

How do you make it?

**C Pair work** Now take turns describing how to make the dish.

A: What's your favourite dish?

B: It's ...

A: What ingredients do you need to make it?

B: You need...

A: How do you make it?

B: First... After that... Next... Then... Finally...

---

### 3

## Simple instructions

**A**  Listen and practice the conversation.

A: You've got a beautiful camera.

B: Yes, I bought it only yesterday.

A: Let me have a look. Oh, it looks a bit technical. How do you operate it?

B: It's not that difficult. First press this red button to switch it on. Then look through the viewfinder. You can adjust the distance by pressing these zoom buttons. After you're ready just click it here.

A: Sounds simple.

B: Yes, but be careful not to touch this slider. It's for rewinding the roll.

A: OK. And what about the flash?

B: It has an auto-flash system.

A: OK. Ready. Say cheese.

**B** Look at the topics below. Make notes on any two of them.

instructions for treating a burn

instructions for replacing the film of a camera

instructions for starting a computer

instructions for joining a club

instructions for mending a loose sole on a shoe

instructions for fixing a flat tyre

**C Pair work** Now take turns giving instructions. Have a similar conversation like the one above.


A: How do you treat a burn?

B: First... After that... Next... Then... Finally...

# 9 Giving suggestions

---

## 1 Ways of giving suggestions

A  There are several ways of giving suggestions. Study these examples. Then listen and practice.

*To say that it's a good thing to do.*

You **should** take warm clothes.

You **ought to** travel by plane.

You'd **better** make reservations in advance.

(You'd better = You had better)

*To say that it's not a good thing to do.*

You **shouldn't** go alone.

You'd **better not** walk alone at night.

*To say that it is necessary to do.*

You **have to** get a visa. (It's a rule.)

You **must** leave early to reach there before dark.

(It is necessary that you leave early if you want to reach before dark.)

*To say that it is not necessary to do.*

You **don't need to** get a visa.

**B Pair work** Now take turns saying a different sentence using each of the word or phrase printed in bold above.

---

## 2 Visiting a place

**A**  Listen and practice the conversation.

A: I'm planning to go to Pokhara soon.

B: Really? When are you planning to leave?

A: Next week. Since you're from Pokhara, I thought you could give me some advice. This is my first trip to Pokhara, you know.

B: Oh, OK. You should take some warm clothes. It's very cold in Pokhara at this time of the year. And when you're in Pokhara you should go boating. But you shouldn't do it alone. You ought to take an experienced boatman.

A: Well. Thanks a lot.

B: And yes, one more thing. Since you're going there in the peak tourist season, you'd better book the hotel in advance.

A: Sure, I'll remember that. Thanks once again.

**B Pair work** Now have a similar conversation. This time Talk about a different place.

---

## 3 Advice to a foreigner

**Role play** Your partner is a foreigner who wants to visit Nepal. Give advice to him or her. Use the cues given below.

get a passport.

bring warm clothes. It's cold here.

hire a guide otherwise you might get lost.

learn Nepali language. Guides can speak English.

carry lots of money.

bring a lot of luggage.

enter the temple if you are not a Hindu.

talk politely with the local people.

throw rubbish wherever you like.

get a trekking permit.

# 10 *Expressing abilities*

## 1 **Good at, bad at**

**A**  Listen and practice the conversation.

A: Who's your favourite cricket player?

B: Anil Kumble. He's very good at bowling.

A: Really? But he can't bat very well. In fact, he's terrible at batting. I like Andrew Flintoff. He's terrific at batting and he's pretty good at bowling too.

B: Maybe true, but he doesn't always play very well.

Besides, I don't like his **fielding**. He's not so good at it.

**B Pair work** Now have similar conversations about people you like or dislike. Talk about people from sports, films, music and politics.

### Useful expressions

She's **terrific at** dancing.

He's **very good at** maths.

She's **pretty good at** cooking.

He's **not so good at** basketball.

They're **pretty bad at** speaking Nepali.

We're **very bad at** writing letters.

She's **terrible at** remembering names.

I can type **very well**.

I can type **pretty well**.

I can type **a little**.

I **can't** type **very well**.

I **can't** type **at all**.

---

## 2 About yourself

**A Pair work** Take turns asking and answering these questions.

Can you type?

Can you sing very well?

How well can you play cricket?

Are you very good at maths?

Do you know how to use the computer?

Are you good at remembering names?

Are you good at public speaking?

How well can you swim?

Can you cook Chinese food?

What are you very good at?

What are you bad at?

Can you drive a car?

Can you ride a bike?

**B Pair work** Take turns asking and answering questions on the following topics.

dance

draw

play football

sing

speak English

cook food

decorate the house

gardening

make new friends

use the Photoshop

write letters

*Example: A: How well can you dance?*

*B: I'm not so good at dancing. But my sister is terrific at it. And what about you? Can you dance very well?*

*A: Yes, I can dance pretty well.*

# 11 *Relating past events*

## 1 **Where were you born?**

**A**  Listen and practice the conversation.

A: Could you tell me a little bit about yourself?

B: Sure. What would you like to know?

A: Well, where were you born?

B: I was born in London, UK.

A: Oh? Did you grow up there?

B: No, I grew up in Manchester. My family moved to Manchester when I was just a kid.

A: And, did you go to high school in Manchester?

B: Yes, I did.

A: Where did you go to college?

B: I went to college in Ontario, Canada.

A: What did you major in?

B: I majored in journalism.

A: Oh, really? And when did you finish college?

B: In the year 2000. Then I returned to London and started working for a magazine. I'm still there.

**B Pair work** Now have a similar conversation using information about yourselves. Ask these and other questions of your own.

Where were you born?

Where did you grow up?

Did you live with your parents during childhood?

Were you naughty as a child?

Where did you go to school?

When did you start school?

Did you go to a private school?

Did you take part in any competitions at school?

What subjects did you study?

---

## 2 Have you ever... ?

**A**  Listen and practice the conversations.

A: Have you ever eaten Japanese food?

B: No, I've never eaten Japanese food. Have you?

A: Yes, I have. I had sashimi when I was in Tokyo last year.  
It's a dish of raw fish.

B: Did you like it?

A: Oh, yes. It was delicious.

— — — — —

A: Have you ever met a famous person?

B: Yes, I have. In fact, I met Rajesh Hamal just a week ago.

A: Oh? Where did you meet him?

B: In a restaurant in Thamel. Actually, I was having lunch there with my family and everybody was looking at a table behind us. When I turned around to see, there he was.

A: Wow! Did you talk to him?

B: Yes, in fact, he came to our table and talked to us. He somehow knew my father. I asked him for his autograph too. Would you like to see it?

**B Pair work** Now have similar conversations. Ask these questions. Whenever you receive 'Yes' for an answer, ask your partner to tell you everything about it.

Have you ever eaten Japanese food?

Have you ever met a famous person?

Have you ever eaten frogs or snakes?

Have you ever been hospitalised?

Have you ever been to Jomsom/ Pokhara/ Biratnagar?

Have you ever been to a foreign country?

Have you ever quarrelled with someone?

Have you ever prepared lunch or dinner?

Have you ever seen a ghost?

Have you ever lost your money?



## 3

**How was your weekend?**

**A**  Listen and practice the conversations.

A: How was your weekend?

B: It was great! I went to a concert with my friends.

— — — — —

A: What did you do at the weekend?

B: My family and I went to see a film. We saw *Anacondas*. It was terrific.

— — — — —

A: What did you do on Saturday?

B: I went to out with my friends. We had lunch at a restaurant. Then we went shopping.

— — — — —

A: How was your weekend?

B: Oh, not very exciting. I just stayed home and watched TV. I also worked around the house for some time.

**B Pair work** Now have similar conversations using your own information.

How was your weekend?

It was terrific.

It was pretty good.

It was OK.

It was terrible.

What did you do on Saturday?

I saw a good film.

I went to a concert.

I watched cricket on TV.

## 4

**Talking about a trip**

**A**  Listen and practice the conversation.

A: Hi, Mike. How was your trip to Gorkha?

B: It was wonderful! I really enjoyed it.

A: How long were you there?

B: I was there for three days.

A: What did you do there?

B: Well, I visited the Gorkha Durbar. It's really fantastic! Then I went trekking down to the Daraudi River. Finally I went to the Manakamana Temple by cable car. It was a great experience.

A: Did you like the food there?

B: Yes, I did. I mostly had the local food - dal, bhat, tarkari. It was good. But I didn't like the pickle they served. It was very hot and had a pungent smell.

A: Were the hotels any good?

B: Yes, the hotel I stayed in was very comfortable and it also had a great view. By the way, do you want to see my photos.

A: Sure.

**B Pair work** Now have a similar conversation. Ask these and other questions of your own.

How was trip to...? OR Did you enjoy your trip to...?

How long were you there?

What did you do there?

Where did you stay? OR Did you stay in a hotel?

Did you like the food there?

How did you travel?

How did you find the people there?


Is there anything that you didn't like there?

Did you buy anything?

# 12 Talking about the future

---

## 1 Learn some rules

A  We normally use **will**, **(be) going to** and **present continuous** to express the future. Study these rules. Then listen and practice.

We use **will** when we decide to do something at the time of speaking.

Rita: Let's have a party.

Tom: That's a great idea. We'll invite lots of friends.

(The speaker had not decided before. The party is a new idea.)

We use **(be) going to** when we have *already decided* to do something.

Rita: Tom and I have decided to have a party. We're going to invite lots of friends.

John: Oh, really?

(Rita had already decided to invite lots of friends *before* speaking to John.)

**Present continuous** can also have a future meaning. We use the present continuous to say what we have already **arranged** to do.

A: What **are** you **doing** tomorrow?

B: **I'm leaving** for Pokhara tomorrow. I've bought my tickets.

---

**2****What are you doing...?**

**A**  Listen and practice the conversations.

A: What are doing tomorrow?

B: I don't have any plans as such. I think I'll just stay home and watch TV.

— — — — —

A: Do you have any plans for next Saturday?

B: Yes, I'm going to do some shopping. What about you?

A: Well, I think I'll have to join you. I need to do some shopping myself.

— — — — —

A: I'm throwing a house-warming party tomorrow and you're invited.

B: Thanks. I'll be there.

— — — — —

A: So, Susan, what are you doing this evening? Would you like to go out?

B: Oh, sorry. I can't. I'm attending a party. Sheela has invited me.

A: Well, how about tomorrow evening? Are you doing anything then?

B: No, I'm not. What are you planning to do?

A: I'm going to see a musical show. Would you like to come?

B: Sure. I'd love to. What time is the show?

A: It's at 6 o'clock. I'll come to pick you up at 5:30.

B: Thanks. See you then.

**B Pair work** Now have similar conversations of your own.