

Cambridge  
International  
AS & A Level

**Cambridge International Examinations**  
Cambridge International Advanced Subsidiary and Advanced Level

CANDIDATE  
NAME

--

CENTRE  
NUMBER

--	--	--	--	--

CANDIDATE  
NUMBER

--	--	--	--

\* 1 7 5 0 9 8 9 4 1 1 \*

**CHEMISTRY**

**9701/36**

Paper 3 Advanced Practical Skills 2

**October/November 2016**

**2 hours**

Candidates answer on the Question Paper.

Additional Materials: As listed in the Confidential Instructions

**READ THESE INSTRUCTIONS FIRST**

Write your Centre number, candidate number and name on all the work you hand in.  
Give details of the practical session and laboratory where appropriate, in the boxes provided.  
Write in dark blue or black pen.  
You may use an HB pencil for any diagrams or graphs.  
Do not use staples, paper clips, glue or correction fluid.  
**DO NOT WRITE IN ANY BARCODES.**

Answer **all** questions.  
Electronic calculators may be used.  
You may lose marks if you do not show your working or if you do not use appropriate units.  
Use of a Data Booklet is unnecessary.

Qualitative Analysis Notes are printed on pages 10 and 11.  
A copy of the Periodic Table is printed on page 12.

At the end of the examination, fasten all your work securely together.  
The number of marks is given in brackets [ ] at the end of each question or part question.

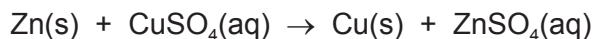
<b>Session</b>	
<b>Laboratory</b>	

<b>For Examiner's Use</b>	
<b>1</b>	
<b>2</b>	
<b>3</b>	
<b>Total</b>	

This document consists of **12** printed pages.

- 1 Zinc metal is extracted from ores that, in addition to compounds of zinc, can also contain copper and silver. This means zinc metal is often impure.

You will investigate the percentage purity of a sample of zinc by reacting it with excess aqueous copper(II) sulfate and comparing the enthalpy change of the displacement reaction with the accepted value.



**FB 1** is  $1.00 \text{ mol dm}^{-3}$  copper(II) sulfate,  $\text{CuSO}_4$ .

**FB 2** is powdered impure zinc, Zn.

### (a) Method

**Read the whole method before starting any practical work.**

- Weigh the container with **FB 2** and record the mass in the space below.
- Support the plastic cup in the  $250 \text{ cm}^3$  beaker.
- Use the measuring cylinder to transfer  $25 \text{ cm}^3$  of **FB 1** into the plastic cup.
- Place the thermometer in the solution and record the initial temperature in a suitable table of results. Tilt the cup if necessary so that the bulb of the thermometer is fully covered. This is the temperature at time zero ( $t = 0$ ).
- Start timing and do not stop the clock until the whole experiment has been completed at  $t = 8$  minutes.
- Measure and record the temperature of the **FB 1** in the cup every half minute up to and including  $t = 2$  minutes.
- At  $t = 2\frac{1}{2}$  minutes add all the **FB 2** into the cup and stir the contents until  $t$  is nearly 3 minutes.
- Measure and record the temperature of the mixture in the cup every half minute from  $t = 3$  minutes until  $t = 8$  minutes. Stir occasionally throughout this time.
- Weigh the container and any residual **FB 2**. Record this mass and calculate the mass of **FB 2** added.

### Results


#### Mass

#### Temperature

I	
II	
III	
IV	

[4]

- (b) Plot a graph of temperature on the  $y$ -axis against time on the  $x$ -axis on the grid below. The scale for temperature should extend  $3^{\circ}\text{C}$  above your highest recorded temperature. You will use the graph to determine the theoretical maximum temperature rise at  $t = 2\frac{1}{2}$  minutes.



I	
II	
III	
IV	

Draw two lines of best fit through the points on your graph, the first for the temperature before adding **FB 2** and the second for the temperature of the mixture after addition of **FB 2**. Extrapolate the lines to  $t = 2\frac{1}{2}$  minutes and determine the theoretical maximum temperature rise,  $\Delta T$ .

theoretical maximum temperature rise at  $t = 2\frac{1}{2}$  minutes,  $\Delta T = \dots\dots\dots^{\circ}\text{C}$  [4]


**(c) Calculations**

Show your working and appropriate significant figures in the final answer to **each** step of your calculations.

- (i) Use your answer to (b) to calculate the heat energy, in J, given out when **FB 2** was added to the **FB 1** in the cup.  
(Assume that 4.2 J of heat energy raises the temperature of 1.0 cm<sup>3</sup> of the mixture by 1.0 °C.)

heat energy given out = ..... J

- (ii) Use your answer to (i) and the Periodic Table on page 12 to calculate the enthalpy change, in kJ mol<sup>-1</sup>, for the displacement reaction.



You should assume that **FB 2** was pure zinc for this calculation.

enthalpy change,  $\Delta H =$  ..... kJ mol<sup>-1</sup>  
(sign) (value)

[3]

- (d) The accepted value for the enthalpy change of this reaction is  $-217 \text{ kJ mol}^{-1}$ .

Assuming no heat loss and that the other metals present in **FB 2** do not react with aqueous copper(II) sulfate, calculate the percentage of zinc present in **FB 2**.

percentage of Zn = ..... % [1]

- (e) A student carried out the same experiment but used pieces of zinc instead of zinc powder. All quantities and the initial temperature of the aqueous copper(II) sulfate remained the same.

State and explain what effects this change would have on the graph plotted.

.....  
.....  
.....  
..... [2]

[Total: 14]

- 2 Solid hydrated copper(II) sulfate has the formula  $\text{CuSO}_4 \cdot x\text{H}_2\text{O}$  where  $x$  is the number of moles of water of crystallisation present in 1 mole of compound.

You will determine the equation for the reaction that occurs when hydrated copper(II) sulfate is heated to remove the water of crystallisation producing anhydrous copper(II) sulfate.

**FB 3** is hydrated copper(II) sulfate  $\text{CuSO}_4 \cdot x\text{H}_2\text{O}$ .

**(a) Method**

Record all masses in the space below.

- Weigh the crucible and add 2.2–2.4 g of **FB 3**.
- Weigh the crucible plus **FB 3**.
- Place the crucible on the pipe-clay triangle and heat it gently for approximately 4 minutes.
- Leave the crucible to cool and reweigh the crucible plus residue.

**Keep the crucible and residue for test (c).**

I	
II	
III	
IV	

[4]

**(b) Calculations**

Show your working and appropriate significant figures in the final answer to **each** step of your calculations.

- (i) Calculate the mass of anhydrous copper(II) sulfate,  $\text{CuSO}_4$ , produced after heating.

mass of  $\text{CuSO}_4$  = ..... g

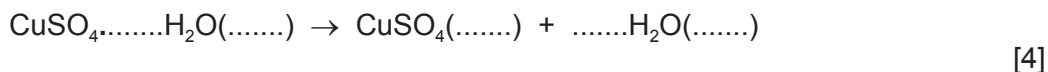
- (ii) Calculate the mass of water lost by heating.

mass of water = ..... g

- (iii) Use your answers to (i) and (ii) and the Periodic Table on page 12 to deduce the value of **x** in the formula  $\text{CuSO}_4 \cdot x\text{H}_2\text{O}$ .

**x** is .....

- (iv) Use your answer to (iii) to complete the equation for the reaction that occurs when hydrated copper(II) sulfate is heated. You should include state symbols.



- (c) Place the cooled crucible, with the residue, **on a heatproof mat** and carefully add a few drops of water.

- (i) Note your observations.

.....  
.....

- (ii) Explain your observations in (i) in terms of the reaction occurring.

.....  
.....  
.....

[3]

- (d) Two students carried out the experiment in (a) and obtained values for **x** that did not agree with the accepted value. One student calculated a value that was less than the accepted value and the other student calculated a value that was more than the accepted value.

In each case, suggest a reason for the error and an improvement that could be made to minimise it. You can assume that the calculations were correctly carried out.

**Value less than accepted value**

error .....

improvement .....

**Value more than accepted value**

error .....

improvement .....

[2]

[Total: 13]

### 3 Qualitative Analysis

At each stage of any test you are to record details of the following.

- colour changes seen
- the formation of any precipitate
- the solubility of such precipitates in an excess of the reagent added

Where gases are released they should be identified by a test, **described in the appropriate place in your observations.**

You should indicate clearly at what stage in a test a change occurs.

**No additional tests for ions present should be attempted.**

**If any solution is warmed, a boiling tube MUST be used.**

Rinse and reuse test-tubes and boiling tubes where possible.

**Where reagents are selected for use in a test, the name or correct formula of the element or compound must be given.**

- (a) **FB 4** and **FB 5** are aqueous solutions of equal concentrations, in  $\text{mol dm}^{-3}$ . Each contains one anion and one cation. The cation is the same in both **FB 4** and **FB 5**.

Half fill the  $250\text{ cm}^3$  beaker with water. Heat the water to about  $80^\circ\text{C}$  and then turn off the Bunsen burner. This is the hot water bath needed in the tests below.

To about a 2 cm depth of aqueous silver nitrate in a test-tube, add a few drops of aqueous sodium hydroxide to give a grey/brown precipitate. Then add aqueous ammonia dropwise until the precipitate **just** disappears. This solution is Tollens' reagent and is needed in a test below.

- (i) Carry out the tests on separate samples of **FB 4** and **FB 5** and complete the table.

test	observations	
	FB 4	FB 5
To a 1 cm depth of solution in a test-tube in a test-tube rack, add a spatula measure of sodium carbonate.		
To a 1 cm depth of solution in a test-tube, add a few drops of acidified potassium manganate(VII). Place the test-tube in the hot water bath.		
To a 1 cm depth of Tollens' reagent in a test-tube, add a few drops of solution. Place the test-tube in the hot water bath and leave for several minutes.		

- (ii) From your observations in (i), identify the cation present in **both FB 4 and FB 5**.

cation .....

- (iii) From your observations in (i), what can be deduced about the anion present in **FB 4**?

.....

- (iv) Place a 1 cm depth of **FB 4** and **FB 5** separately in two test-tubes.

Measure and record the temperature of the two solutions.

**FB 4** ..... °C      **FB 5** ..... °C

To each solution, add an approximately 2 cm length of magnesium ribbon. Measure and record the maximum temperature reached in each test-tube.

**FB 4 + Mg** ..... °C      **FB 5 + Mg** ..... °C

- (v) Explain why there is a difference in the temperature rise for the reactions of magnesium with solutions **FB 4** and **FB 5**.

.....

.....

.....

[8]



(b) **FB 6** is a solid that contains two cations from those listed on page 10.

You are to plan a series of experiments that will enable you to identify the cations present. You should then carry out your plan, record all the observations you made in a suitable table and identify the cations present.

cations present are ..... and .....

[5]

[Total: 13]

### Qualitative Analysis Notes

Key: [ppt. = precipitate]

#### 1 Reactions of aqueous cations

ion	reaction with	
	NaOH(aq)	NH <sub>3</sub> (aq)
aluminium, Al <sup>3+</sup> (aq)	white ppt. soluble in excess	white ppt. insoluble in excess
ammonium, NH <sub>4</sub> <sup>+</sup> (aq)	no ppt. ammonia produced on heating	–
barium, Ba <sup>2+</sup> (aq)	no ppt. (if reagents are pure)	no ppt.
calcium, Ca <sup>2+</sup> (aq)	white ppt. with high [Ca <sup>2+</sup> (aq)]	no ppt.
chromium(III), Cr <sup>3+</sup> (aq)	grey-green ppt. soluble in excess	grey-green ppt. insoluble in excess
copper(II), Cu <sup>2+</sup> (aq)	pale blue ppt. insoluble in excess	blue ppt. soluble in excess giving dark blue solution
iron(II), Fe <sup>2+</sup> (aq)	green ppt. turning brown on contact with air insoluble in excess	green ppt. turning brown on contact with air insoluble in excess
iron(III), Fe <sup>3+</sup> (aq)	red-brown ppt. insoluble in excess	red-brown ppt. insoluble in excess
magnesium, Mg <sup>2+</sup> (aq)	white ppt. insoluble in excess	white ppt. insoluble in excess
manganese(II), Mn <sup>2+</sup> (aq)	off-white ppt. rapidly turning brown on contact with air insoluble in excess	off-white ppt. rapidly turning brown on contact with air insoluble in excess
zinc, Zn <sup>2+</sup> (aq)	white ppt. soluble in excess	white ppt. soluble in excess

## 2 Reactions of anions

<i>ion</i>	<i>reaction</i>
carbonate, $\text{CO}_3^{2-}$	$\text{CO}_2$ liberated by dilute acids
chloride, $\text{Cl}^-(\text{aq})$	gives white ppt. with $\text{Ag}^+(\text{aq})$ (soluble in $\text{NH}_3(\text{aq})$ )
bromide, $\text{Br}^-(\text{aq})$	gives cream ppt. with $\text{Ag}^+(\text{aq})$ (partially soluble in $\text{NH}_3(\text{aq})$ )
iodide, $\text{I}^-(\text{aq})$	gives yellow ppt. with $\text{Ag}^+(\text{aq})$ (insoluble in $\text{NH}_3(\text{aq})$ )
nitrate, $\text{NO}_3^-(\text{aq})$	$\text{NH}_3$ liberated on heating with $\text{OH}^-(\text{aq})$ and $\text{Al}$ foil
nitrite, $\text{NO}_2^-(\text{aq})$	$\text{NH}_3$ liberated on heating with $\text{OH}^-(\text{aq})$ and $\text{Al}$ foil; $\text{NO}$ liberated by dilute acids (colourless $\text{NO} \rightarrow$ (pale) brown $\text{NO}_2$ in air)
sulfate, $\text{SO}_4^{2-}(\text{aq})$	gives white ppt. with $\text{Ba}^{2+}(\text{aq})$ (insoluble in excess dilute strong acids)
sulfite, $\text{SO}_3^{2-}(\text{aq})$	gives white ppt. with $\text{Ba}^{2+}(\text{aq})$ (soluble in excess dilute strong acids)

## 3 Tests for gases

<i>gas</i>	<i>test and test result</i>
ammonia, $\text{NH}_3$	turns damp red litmus paper blue
carbon dioxide, $\text{CO}_2$	gives a white ppt. with limewater (ppt. dissolves with excess $\text{CO}_2$ )
chlorine, $\text{Cl}_2$	bleaches damp litmus paper
hydrogen, $\text{H}_2$	"pops" with a lighted splint
oxygen, $\text{O}_2$	relights a glowing splint

The Periodic Table of Elements

		Group																																																																																																																																																																																																																																																																																																																																																																																																																																																																																																																																																																																																																																																																																																																																																																																																																																																																																																																																																																																																	
1	2	3	4	5	6	7	8	9	10	11	12	13	14	15	16	17	18																																																																																																																																																																																																																																																																																																																																																																																																																																																																																																																																																																																																																																																																																																																																																																																																																																																																																																																																																																																		
		<div style="border: 1px solid black; padding: 5px; display: inline-block;"> <b>Key</b>                      atomic number                      atomic symbol                      name                      relative atomic mass                 </div>																																																																																																																																																																																																																																																																																																																																																																																																																																																																																																																																																																																																																																																																																																																																																																																																																																																																																																																																																																																																	
		<div style="border: 1px solid black; padding: 5px; display: inline-block;">                     1                      H                      hydrogen                      1.0                 </div>																																																																																																																																																																																																																																																																																																																																																																																																																																																																																																																																																																																																																																																																																																																																																																																																																																																																																																																																																																																																	
		<div style="border: 1px solid black; padding: 5px; display: inline-block;">                     2                      He                      helium                      4.0                 </div>																																																																																																																																																																																																																																																																																																																																																																																																																																																																																																																																																																																																																																																																																																																																																																																																																																																																																																																																																																																																	
3	4	11	12	13	14	15	16	17	18	19	20	21	22	23	24	25	26	27	28	29	30	31	32	33	34	35	36	37	38	39	40	41	42	43	44	45	46	47	48	49	50	51	52	53	54	55	56	57-71	72	73	74	75	76	77	78	79	80	81	82	83	84	85	86	87	88	89-103	104	105	106	107	108	109	110	111	112	113	114	115	116	117	118	119	120	121	122	123	124	125	126	127	128	129	130	131	132	133	134	135	136	137	138	139	140	141	142	143	144	145	146	147	148	149	150	151	152	153	154	155	156	157	158	159	160	161	162	163	164	165	166	167	168	169	170	171	172	173	174	175	176	177	178	179	180	181	182	183	184	185	186	187	188	189	190	191	192	193	194	195	196	197	198	199	200	201	202	203	204	205	206	207	208	209	210	211	212	213	214	215	216	217	218	219	220	221	222	223	224	225	226	227	228	229	230	231	232	233	234	235	236	237	238	239	240	241	242	243	244	245	246	247	248	249	250	251	252	253	254	255	256	257	258	259	260	261	262	263	264	265	266	267	268	269	270	271	272	273	274	275	276	277	278	279	280	281	282	283	284	285	286	287	288	289	290	291	292	293	294	295	296	297	298	299	300	301	302	303	304	305	306	307	308	309	310	311	312	313	314	315	316	317	318	319	320	321	322	323	324	325	326	327	328	329	330	331	332	333	334	335	336	337	338	339	340	341	342	343	344	345	346	347	348	349	350	351	352	353	354	355	356	357	358	359	360	361	362	363	364	365	366	367	368	369	370	371	372	373	374	375	376	377	378	379	380	381	382	383	384	385	386	387	388	389	390	391	392	393	394	395	396	397	398	399	400	401	402	403	404	405	406	407	408	409	410	411	412	413	414	415	416	417	418	419	420	421	422	423	424	425	426	427	428	429	430	431	432	433	434	435	436	437	438	439	440	441	442	443	444	445	446	447	448	449	450	451	452	453	454	455	456	457	458	459	460	461	462	463	464	465	466	467	468	469	470	471	472	473	474	475	476	477	478	479	480	481	482	483	484	485	486	487	488	489	490	491	492	493	494	495	496	497	498	499	500	501	502	503	504	505	506	507	508	509	510	511	512	513	514	515	516	517	518	519	520	521	522	523	524	525	526	527	528	529	530	531	532	533	534	535	536	537	538	539	540	541	542	543	544	545	546	547	548	549	550	551	552	553	554	555	556	557	558	559	560	561	562	563	564	565	566	567	568	569	570	571	572	573	574	575	576	577	578	579	580	581	582	583	584	585	586	587	588	589	590	591	592	593	594	595	596	597	598	599	600	601	602	603	604	605	606	607	608	609	610	611	612	613	614	615	616	617	618	619	620	621	622	623	624	625	626	627	628	629	630	631	632	633	634	635	636	637	638	639	640	641	642	643	644	645	646	647	648	649	650	651	652	653	654	655	656	657	658	659	660	661	662	663	664	665	666	667	668	669	670	671	672	673	674	675	676	677	678	679	680	681	682	683	684	685	686	687	688	689	690	691	692	693	694	695	696	697	698	699	700	701	702	703	704	705	706	707	708	709	710	711	712	713	714	715	716	717	718	719	720	721	722	723	724	725	726	727	728	729	730	731	732	733	734	735	736	737	738	739	740	741	742	743	744	745	746	747	748	749	750	751	752	753	754	755	756	757	758	759	760	761	762	763	764	765	766	767	768	769	770	771	772	773	774	775	776	777	778	779	780	781	782	783	784	785	786	787	788	789	790	791	792	793	794	795	796	797	798	799	800	801	802	803	804	805	806	807	808	809	810	811	812	813	814	815	816	817	818	819	820	821	822	823	824	825	826	827	828	829	830	831	832	833	834	835	836	837	838	839	840	841	842	843	844	845	846	847	848	849	850	851	852	853	854	855	856	857	858	859	860	861	862	863	864	865	866	867	868	869	870	871	872	873	874	875	876	877	878	879	880	881	882	883	884	885	886	887	888	889	890	891	892	893	894	895	896	897	898	899	900	901	902	903	904	905	906	907	908	909	910	911	912	913	914	915	916	917	918	919	920	921	922	923	924	925	926	927	928	929	930	931	932	933	934	935	936	937	938	939	940	941	942	943	944	945	946	947	948	949	950	951	952	953	954	955	956	957	958	959	960	961	962	963	964	965	966	967	968	969	970	971	972	973	974	975	976	977	978	979	980	981	982	983	984	985	986	987	988	989	990	991	992	993	994	995	996	997	998	999	1000

lanthanoids

actinoids

57	La	lanthanum	138.9
58	Ce	cerium	140.1
59	Pr	praseodymium	140.9
60	Nd	neodymium	144.4
61	Pm	promethium	—
62	Sm	samarium	150.4
63	Eu	europlum	152.0
64	Gd	gadolinium	157.3
65	Tb	terbium	158.9
66	Dy	dysprosium	162.5
67	Ho	holmium	164.9
68	Er	erbium	167.3
69	Tm	thulium	168.9
70	Yb	ytterbium	173.1
71	Lu	lutetium	175.0
89	Ac	actinium	—
90	Th	thorium	232.0
91	Pa	protactinium	231.0
92	U	uranium	238.0
93	Np	neptunium	—
94	Pu	plutonium	—
95	Am	americium	—
96	Cm	curium	—
97	Bk	berkelium	—
98	Cf	californium	—
99	Es	einsteinium	—
100	Fm	fermium	—
101	Md	meitnerium	—
102	No	nobelium	—
103	Lr	lawrencium	—