

CAMBRIDGE INTERNATIONAL EXAMINATIONS

GCE Advanced Level

MARK SCHEME for the October/November 2012 series

9701 CHEMISTRY

9701/43

Paper 4 (A2 Structured Questions), maximum raw mark 100

This mark scheme is published as an aid to teachers and candidates, to indicate the requirements of the examination. It shows the basis on which Examiners were instructed to award marks. It does not indicate the details of the discussions that took place at an Examiners' meeting before marking began, which would have considered the acceptability of alternative answers.

Mark schemes should be read in conjunction with the question paper and the Principal Examiner Report for Teachers.

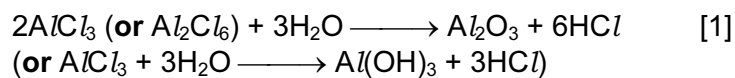
Cambridge will not enter into discussions about these mark schemes.

Cambridge is publishing the mark schemes for the October/November 2012 series for most IGCSE, GCE Advanced Level and Advanced Subsidiary Level components and some Ordinary Level components.

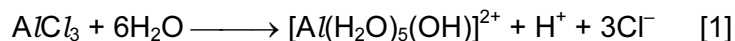
Page 2	Mark Scheme	Syllabus	Paper 1
	GCE A LEVEL – October/November 2012	9701	43

1 (a) $MgCl_2$: forms a (colourless) solution **or** dissolves. [1]

$AlCl_3$: produces a white ppt **or** steamy fumes [1]



or forms a (colourless) solution **or** dissolves [1]



$SiCl_4$: produces a white ppt **or** steamy fumes [1]



[Total: 5]

(b) (i) $n(NaCl) = 1.10/58.5 = 1.88 \times 10^{-2}$ mol [1]
 $n(KCl) = 0.90/74.6 = 1.21 \times 10^{-2}$ mol [1]

total $n(Cl^-) = 3.08$ or 3.09 or 3.1×10^{-2} mol [2 or more sig. figs.] allow ecf

(ii) $Ag^+(aq) + Cl^-(aq) \longrightarrow AgCl(s)$ [1]

(iii) moles sampled for the titration = $3.09 \times 10^{-2} \times 10/1000 = 3.09 \times 10^{-4}$ mol ecf [1]

this equals $n(Ag^+)$, so vol of $AgNO_3 = 3.09 \times 10^{-4} \times 1000/0.02 = 15.5 \text{ cm}^3$ ecf [1]

[Total: 5]

1) (c) (i) bonds broken are C–H and I–I = $410 + 151 = 561 \text{ kJ mol}^{-1}$ (all bonds = 5731 kJ mol^{-1})
bonds formed are C–I and H–I = $240 + 299 = 539 \text{ kJ mol}^{-1}$ (all bonds = 5709 kJ mol^{-1})
 $\Delta H = +22 \text{ kJ mol}^{-1}$ [2]

(ii) $4 HI + 2 HNO_3 \longrightarrow 2 I_2 + N_2O_3 + 3 H_2O$ (or double) [1]

N: (is reduced from) **5 to 3**

I: (is oxidised from) **–1 to 0** [1]

[Total: 4]

[TOTAL: 14]

Page 3	Mark Scheme	Syllabus	Paper 1
	GCE A LEVEL – October/November 2012	9701	43

- 2 (a) catalyst: any two from the following three bullets for [1] mark:
- speeds up/increases (NOT alters or changes) the rate of a reaction
 - lowers energy barrier/ E_{act} or offers a lower energy pathway
 - is not used up or remains unchanged or does not alter its mass/concentration or does not appear in stoichiometric equation or is regenerated

homogeneous: (catalyst and reactants) in the same phase/state [1]

[Total: 2]

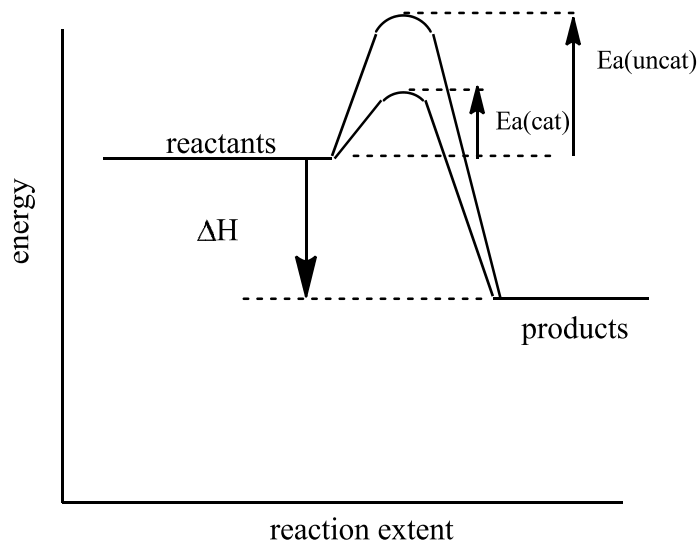
- (b) (i) e.g. car exhausts/engines or aeroplanes or lightning or burning fuels or power stations [1]

nitrogen reacts with oxygen or $N_2 + O_2$ [1]

- (ii) $NO_2 + SO_2 \longrightarrow NO + SO_3$
 $NO + \frac{1}{2} O_2 \longrightarrow NO_2$
 $SO_3 + H_2O \longrightarrow H_2SO_4$
 $4NO_2 + 2H_2O + O_2 \rightarrow 4HNO_3$ or $3NO_2 + H_2O \rightarrow 2HNO_3 + NO$ (any 3 equations) 3 × [1]

[Total: 5]

(c)



- ΔH shown as negative [1]
 both E_a labelled and correct – i.e. for the forward reaction [1]
 $E_a(cat) < E_a(uncat)$ [1]

[Total: 3]

[TOTAL: 10]

Page 4	Mark Scheme	Syllabus	Paper 1
	GCE A LEVEL – October/November 2012	9701	43

3 (a) $(1s^2 2s^2 2p^6) 3s^2 3p^6 3d^9$ [1]

[Total: 1]

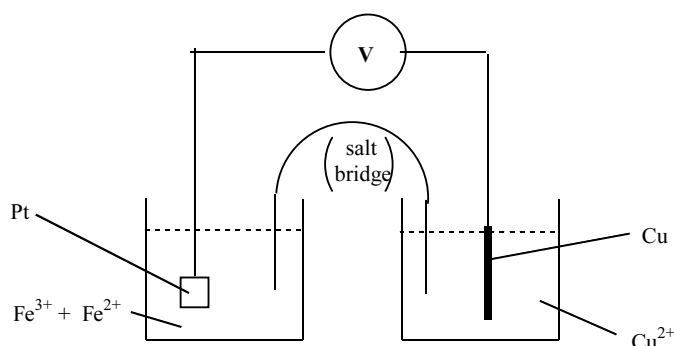
(b) (i) electron / orbitals near ligands are at a higher energy [1]
due to repulsion from ligand lone pairs [1]

(ii) when an electron moves to higher orbital / energy level **or** is promoted [1]
it absorbs a photon **or** light (mention of light being *emitted* negates this mark) [1]

(iii) (different ligands produce) different (sizes of) energy gap **or** ΔE [1]

[Total: 5]

(c)



solutions at 1 mol dm^{-3} (1 M) and $298(\text{K})/25^\circ\text{C}$ [1]

salt bridge and voltmeter [1]

platinum/carbon/graphite electrode [1]

(this mark is negated by inclusion of H_2 around the electrode)

copper electrode [1]

$\text{Fe}^{3+}/\text{Fe}^{2+}$ mixture **and** Cu^{2+} **or** CuSO_4 etc [1]

[Total: 5]

(d) Parts (i) – (iii) have to correspond to each other.

either

or

(i)	ligand exchange/substitution/displacement/replacement	precipitation/acid-base/deprotonation
(ii)	$[\text{Cu}(\text{H}_2\text{O})_6]^{2+} + 4\text{NH}_3 \rightarrow [\text{Cu}(\text{H}_2\text{O})_2(\text{NH}_3)_4]^{2+} + 4\text{H}_2\text{O}$ or $[\text{Cu}(\text{H}_2\text{O})_6]^{2+} + 4\text{NH}_3 \rightarrow [\text{Cu}(\text{NH}_3)_4]^{2+} + 6\text{H}_2\text{O}$ or $[\text{Cu}(\text{H}_2\text{O})_6]^{2+} + n\text{NH}_3 \rightarrow [\text{Cu}(\text{H}_2\text{O})_{6-n}(\text{NH}_3)_n]^{2+} + n\text{H}_2\text{O}$	$\text{Cu}^{2+} + 2\text{NH}_3 + 2\text{H}_2\text{O} \rightarrow \text{Cu}(\text{OH})_2 + 2\text{NH}_4^+$ or $\text{Cu}^{2+} + 2\text{NH}_4\text{OH} \rightarrow \text{Cu}(\text{OH})_2 + 2\text{NH}_4^+$ or $[\text{Cu}(\text{H}_2\text{O})_6]^{2+} + 2\text{NH}_3 \rightarrow [\text{Cu}(\text{H}_2\text{O})_4(\text{OH})_2] + 2\text{NH}_4^+$
(iii)	turns purple or deep/dark/royal blue	forms a pale blue ppt

[1] + [1] + [1]

Page 5	Mark Scheme	Syllabus	Paper 1
	GCE A LEVEL – October/November 2012	9701	43

- (iv) E^\ominus will decrease/ be less positive/more negative...
 ...because $[Cu^{2+}]$ decreases **or** $Cu^{2+} + 2e^- \rightleftharpoons Cu$ shifts to the LHS **or**
 $E^\ominus[Cu(NH_3)_4]^{2+} = -0.05V$ **or** $[Cu(NH_3)_4]^{2+}$ is more stable. [1]

[Total: 4]

- (e) (i) aldehyde [1]
 (ii) red ppt./solid [1]
 (iii) $2Cu^{2+} + CH_3CHO + 5OH^- \rightarrow Cu_2O + CH_3CO_2^- + 3H_2O$ [1]

[Total: 3]

- (f) $pH = pK_a + \log [salt]/[acid] = -\log(9.3 \times 10^{-4}) + \log(0.8/0.5)$
 $= 3.032 + 0.204 = \mathbf{3.23/3.24}$ (3 or more sig. figs.) [2]

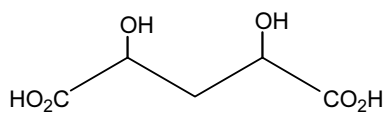
[Total: 2]

[TOTAL: 20]

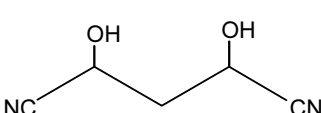
- 4 (a) (i) ketone/carbonyl [NOT aldehyde] [1]
 (ii) carboxylic acid (name of group needed. NOT 'carboxyl') [1]

[Total: 2]

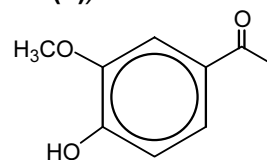
- (b) (i) (allow structural, displayed or skeletal formulae in (b), (c) and (e))



B



C



D

[1] + [1] + [1]

- (ii) heat/reflux/boil/hot/ $T > 60^\circ C$ in H_3O^+ **or** aqueous/dilute $H^+/HCl/H_2SO_4$ (**NOT** HNO_3) [1]

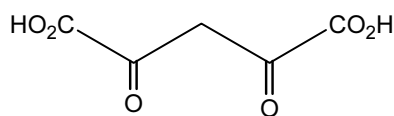
[Total: 4]

Page 6	Mark Scheme	Syllabus	Paper 1
	GCE A LEVEL – October/November 2012	9701	43

(c) (i) reduction/redox (allow nucleophilic addition **or** hydrogenation, as appropriate from (ii)) [1]

(ii) NaBH_4 **or** LiAlH_4 **or** $\text{H}_2 + \text{Ni/Pt}$ **or** $\text{Na} + \text{ethanol}$ [1]

(iii)



A

[1]

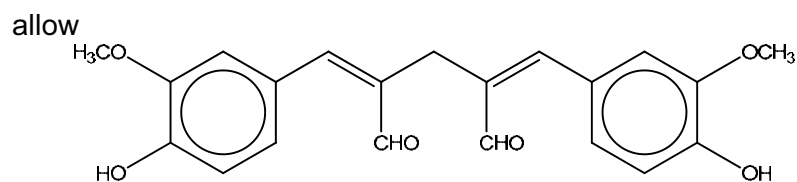
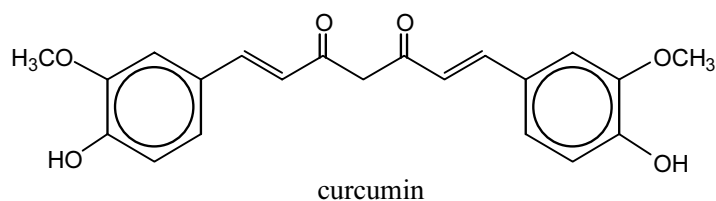
[Total: 3]

(d) (i) alkene/ $\text{C}=\text{C}/\text{C}-\text{C}$ double bond [1]

(ii) phenol **and** alkene/ $\text{C}=\text{C}/\text{C}-\text{C}$ double bond [1]

[Total: 2]

(e)



complete formula

[2]

[Total: 2]

[TOTAL: 13]

5 (a) (i) contains a lone pair on N (that can react with H^+) [1]

(ii) e.g. $\text{C}_2\text{H}_5\text{NH}_2 + \text{H}(\text{Cl}) \longrightarrow \text{C}_2\text{H}_5\text{NH}_3^+ (\text{Cl}^-)$ [1]

or $\text{C}_2\text{H}_5\text{NH}_2 + \text{H}_3\text{O}^+ \longrightarrow \text{C}_2\text{H}_5\text{NH}_3^+ + \text{H}_2\text{O}$

or $\text{C}_2\text{H}_5\text{NH}_2 + \text{H}_2\text{O} \longrightarrow \text{C}_2\text{H}_5\text{NH}_3^+ + \text{OH}^-$ etc

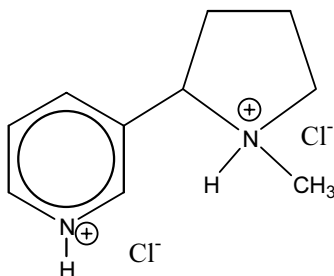
e.g. $\text{C}_2\text{H}_5\text{NH}_2 + \text{CH}_3\text{Br} \longrightarrow \text{C}_2\text{H}_5\text{NHCH}_3 + \text{HBr}$

or $\text{C}_2\text{H}_5\text{NH}_2 + \text{CH}_3\text{COCl} \longrightarrow \text{CH}_3\text{CONHC}_2\text{H}_5 + \text{HCl}$ [1]

Page 7	Mark Scheme	Syllabus	Paper 1
	GCE A LEVEL – October/November 2012	9701	43

- (iii) the lone pair (on N) in phenylamine overlaps with ring **or** is delocalised [1]
 electron density of N is reduced **or** N becomes more positive **or** lone pair is less available [1]

(iv)

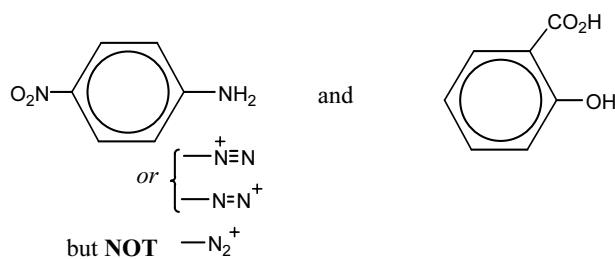


[1] + [1]

[7 max 6]

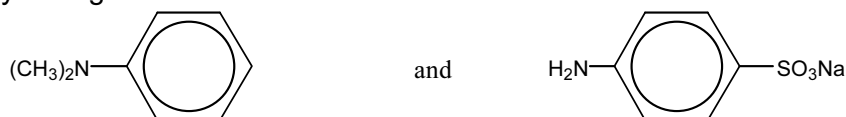
- (b) (i) $\text{NaNO}_2 + \text{HCl}/\text{H}^+$ **or** HNO_2 (HNO_3 or NO_3^- negates this mark) [1]
 $-10^\circ\text{C} < T \leq 10^\circ\text{C}$ **or** 'less than 10°C ' [1]

(ii) alizarin yellow R:



[1] + [1]

methyl orange:



(NH_2 alternatives as above)

[1] + [1]

- (iii) makes the molecule (more) hydrophilic/soluble in water (due to H-bonding or ionic solvation) [1]
or increases its melting point [1]

[Total: 7]

[TOTAL: 13]

Page 8	Mark Scheme	Syllabus	Paper 1
	GCE A LEVEL – October/November 2012	9701	43

6 (a) It has no chiral centre/asymmetric carbon/optical isomers **or** is not optically active [1]

[Total: 1]

(b) (i) structure – α -helix or β -(pleated) sheet [1]

hydrogen (bonding) (for either) [1]

(ii) any two pairs from the following:

bonding	possible amino acid
van der Waals'	ala, gly, leu, ile, val, pro, phe, try, met
ionic	asp, arg, glu, his, lys
disulfide bond	cysteine
hydrogen bond	asn, asp, arg, gln, glu, his, lys, ser, thr, try, tyr

[1] + [1]

[1] + [1]

(candidates can identify amino acids by name, three-letter abbreviation, formula of sidechain or formula of whole amino acid)

[Total: 6]

(c) (globular proteins/enzymes need) polar/H-bonding/ionic (side chains) so as to....
....enhance their solubility **or** as part of their active site **or** to help their catalytic activity [1]

[Total: 1]

(d) (i) A – T [1]
C – G [1]

(ii) (start **or** met) – **gly** – **ser** – **leu** – **ala** – **ser** – (stop)
If an amino acid is shown before gly, then it must be met.
correct sequence of the 5 **in bold** [2]

(iii) leu would be replaced by val [1]

[Total: 5]

[TOTAL: 13]

Page 9	Mark Scheme	Syllabus	Paper 1
	GCE A LEVEL – October/November 2012	9701	43

7 (a) (i) No. of carbon atoms present in J is $\frac{100 \times 1.3}{1.1 \times 23.5} = 5$ carbons (must show working) [1]

(NMR spectrum shows) **10 H** (atoms present) (no reasoning need be shown) [1]

(ii) Oxygen **or** O₂ **or** O [1]

(iii) J is (CH₃CH₂)₂C=O [1]

any one from:

quartet/4 peaks (at δ 2.5) shows an adjacent CH₃ **or** 3 adjacent H

triplet/3 peaks (at δ 1.1) shows an adjacent CH₂ **or** 2 adjacent H

two (chemical/hydrogen) environments

pair of peaks in ratio 6 :4 are (two) ethyl groups **or** the triplet + quartet shows an ethyl group

δ 2.5 implies there's a CH₂ next to C=O [1]

[Total: 5]

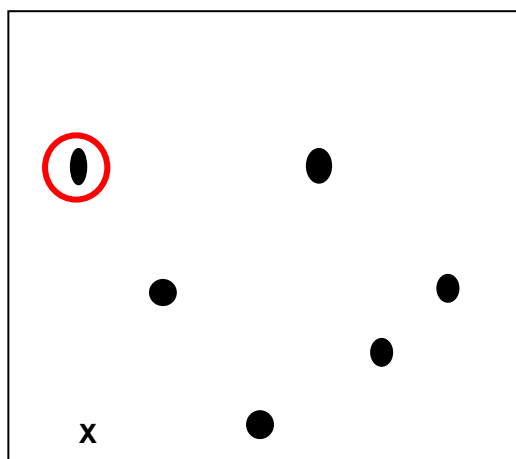
(b) (i)

<i>technique</i>	<i>physical method</i>
paper chromatography	partition
thin-layer chromatography	adsorption
gas-liquid chromatography	partition

[2]

(ii) 4 [1]

(iii)



correct spot circled [1]

(iv) 3 [1]

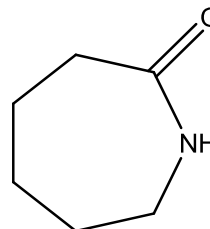
[Total: 5]

[TOTAL: 10]

Page 10	Mark Scheme	Syllabus	Paper 1
	GCE A LEVEL – October/November 2012	9701	43

8 (a) **A** monomers: $\text{H}_2\text{N}-(\text{CH}_2)_6-\text{NH}_2$ and $\text{HO}_2\text{C}-(\text{CH}_2)_4-\text{CO}_2\text{H}$ or $\text{ClCO}(\text{CH}_2)_4\text{COCl}$ [1]
 Condensation or nucleophilic substitution or addition-elimination [1]

B monomer: $\text{H}_2\text{C}=\text{CHCH}_3$ [1]
 Addition (NOT additional) [1]



C monomer: $\text{H}_2\text{N}-(\text{CH}_2)_5-\text{CO}_2\text{H}$ or $\text{H}_2\text{N}-(\text{CH}_2)_5-\text{COCl}$ or [1]
 Condensation [1]

[max 5]

(b) (i) Need a statement from both columns for [1] mark.

(a)	(b)
more compact packing in A chains closer in A chains further apart in B	stronger (inter-chain) forces in A hydrogen bonding in A weaker (inter-chain) or van der Waals' forces in B B contains side-chain/branched chains

[1]

(ii) Polymer **B** – van der Waals'/London (dispersion) forces/induced-instantaneous/induced dipoles
 NOT just 'dipole' [1]

[Total: 2]

[TOTAL: 7]