

UNIVERSITY OF CAMBRIDGE INTERNATIONAL EXAMINATIONS

GCE Advanced Level

**MARK SCHEME for the May/June 2011 question paper
for the guidance of teachers**

9701 CHEMISTRY

9701/43

Paper 4 (A2 Structured Questions), maximum raw mark 100

This mark scheme is published as an aid to teachers and candidates, to indicate the requirements of the examination. It shows the basis on which Examiners were instructed to award marks. It does not indicate the details of the discussions that took place at an Examiners' meeting before marking began, which would have considered the acceptability of alternative answers.

Mark schemes must be read in conjunction with the question papers and the report on the examination.

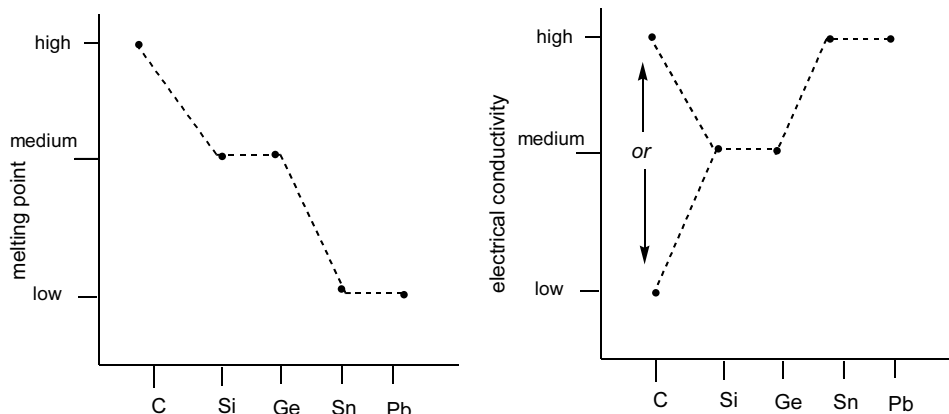
- Cambridge will not enter into discussions or correspondence in connection with these mark schemes.

Cambridge is publishing the mark schemes for the May/June 2011 question papers for most IGCSE, GCE Advanced Level and Advanced Subsidiary Level syllabuses and some Ordinary Level syllabuses.



Page 3	Mark Scheme: Teachers' version	Syllabus	Paper 1
	GCE A LEVEL – May/June 2011	9701	43

2 (a) (i)



[2] + [2]

(ii) m. pt. trend: (from) giant/macro molecular/covalent to metallic bonding (or implied from at least two specific examples, e.g. diamond and tin) (mention of *simple* covalent anywhere negates this mark) [1]

conductivity trend: increasing delocalisation of electrons (down the group) or e^- are more free-moving (or implied from at least two examples, e.g. Si is semiconductor, lead has delocalised e^-) [1]
[6]

(b) (i) heat PbO_2 , or $T > 200^\circ C$ or Δ on arrow: $PbO_2 \rightarrow PbO + \frac{1}{2}O_2$ (N.B. $\frac{1}{2}O_2$ NOT [O]) [1]

(ii) (burning CO in air produces CO_2): $CO + \frac{1}{2}O_2 \rightarrow CO_2$ [1]
blue flame (ignore ref to limewater test) [1]

(iii) e.g. $SnCl_2(aq)$ will turn $KMnO_4$ from purple to colourless [1]
 $5Sn^{2+} + 2MnO_4^- + 16H^+ \rightarrow 5Sn^{4+} + 2Mn^{2+} + 8H_2O$ [1]

or $SnCl_2(aq)$ will turn $K_2Cr_2O_7$ from orange to green [1]
 $3Sn^{2+} + Cr_2O_7^{2-} + 14H^+ \rightarrow 3Sn^{4+} + 2Cr^{3+} + 7H_2O$ [1]

or $SnCl_2(aq)$ will turn Fe^{3+} from orange/brown/yellow to green/colourless [1]
 $Sn^{2+} + 2Fe^{3+} \rightarrow Sn^{4+} + 2Fe^{2+}$ [1]

or $SnCl_2(aq)$ will turn $Cu^{2+}(aq)$ from blue to colourless or give a pink/brown/copper-coloured ppt. [1]
 $Sn^{2+} + Cu^{2+} \rightarrow Sn^{4+} + Cu$ [1]

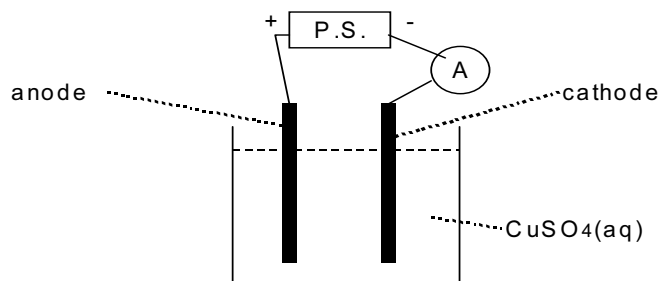
Other possible oxidants (E^\ominus must be $> +0.2V$) include: $S_2O_8^{2-}$, H_2O_2 , Cl_2 , Br_2 , I_2 and Ag^+ . No observations with the first three of these, but this should be stated explicitly, e.g. "no colour change". [5]

[Total: 11 max 10]

Page 4	Mark Scheme: Teachers' version GCE A LEVEL – May/June 2011	Syllabus 9701	Paper 1 043
--------	---	------------------	----------------

3 (a) $L = F/e$ or $F = Le$ [1]
[1]

(b) (i)



[allow the conventional symbol to represent (the "P.S." is not required)]

correct cell (2 electrodes + PS circuit) [1]

ammeter in series [1]

anode and cathode of the right polarity [IN WORDS] [1]

$\text{CuSO}_4(\text{aq})$ or $\text{CuCl}_2(\text{aq})$ or $\text{Cu}^{2+}(\text{aq})$ or soln or 1 mol dm^{-3} [1]

(ii) $n(\text{Cu}) = (52.542 - 52.243) / 63.5 = 4.71 \times 10^{-3} \text{ mol}$ (4.67×10^{-3}) [1]
 $n(e^-)$ required = $4.71 \times 10^{-3} \times 2 = 9.42 \times 10^{-3} \text{ mol}$ (9.34×10^{-3}) ecf [1]

amount of electricity passed = $0.5 \times 30 \times 60 = 900 \text{ C}$ [1]

no. of electrons passed = $900 / 1.6 \times 10^{-19} = 5.625 \times 10^{21}$ ecf [1]

no of electrons/ $n(e^-) = L = 5.625 \times 10^{21} / 9.42 \times 10^{-3} = 5.97 \times 10^{23} \text{ mol}^{-1}$ (6.02×10^{23}) ecf [1]

(values in italics are if candidate has used $A_r = 64$, not 63.5. No last mark if not 3 s.f.:
 correct ans = [5]) [9]

(c)

compound	product at anode	product at cathode
AgF	O_2	Ag
FeSO_4	O_2	H_2
MgBr_2	Br_2	H_2

6 correct \Rightarrow [5]
 5 correct \Rightarrow [4] etc.

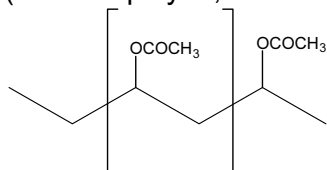
Names can be used instead of symbols. If the atomic symbol (e.g. Br or H or O) is used instead of the molecular formula (e.g. Br_2 etc.) then deduct [1] mark only for the whole table.

[5]

[Total: 15]

Page 5	Mark Scheme: Teachers' version	Syllabus	Paper 1
	GCE A LEVEL – May/June 2011	9701	043

4 (a) (i) (allow displayed, structural or skeletal formula)



chain [1]
repeat unit [1]

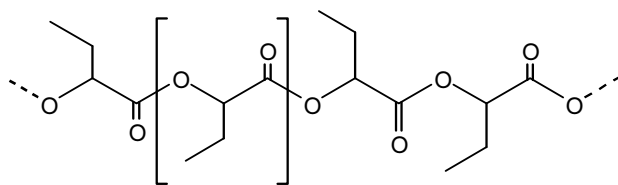
(ii) **C** should be $\text{CH}_2=\text{CHOH}$ (or skeletal formula) [1]

(iii) **C** is $\text{CH}_3\text{CH}=\text{O}$ (or skeletal formula) [1]

(iv) e.g. add (2,4-)DNPH or DNP or Brady's reagent ecf [1]
orange or red ppt forms (NOT yellow) ecf [1]
(or could use Fehling's or Tollens',
or $\text{H}^+ + \text{Cr}_2\text{O}_7^{2-}$: orange to green, or $\text{H}^+ + \text{MnO}_4^-$: purple to colourless)

[6]

(b) (i) (allow displayed, structural or skeletal formula)



D

correct repeat unit bracketed (any 3 atoms in chain) [1]

(ii) ester [1]

(iii) **E** is $\text{CH}_3\text{CH}_2\text{CH}(\text{OH})\text{CO}_2\text{H}$ (or skeletal structure etc.) (2-hydroxybutanoic acid) [1]
allow ecf here from the formula of the repeat unit shown in (b)(i)

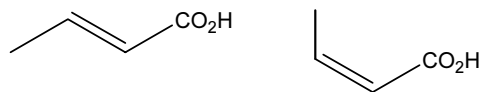
(iv) condensation (polymerisation) [1]

(v) they have the same "molecular" formula or $\text{C}_4\text{H}_6\text{O}_2$ (do **NOT** allow empirical formula) or
same no. and type of atoms or same functional group or both are esters or they are
isomers [1]
[5]

Page 6	Mark Scheme: Teachers' version	Syllabus	Paper 1
	GCE A LEVEL – May/June 2011	9701	43

(c) (i) optical isomerism (*or* chiral) [1]

(ii)



F

G

(letters may be reversed)(allow ecf from **E**, also allow ecf for **G** from **F**) [1] + [1]

cis-trans *or* geometrical isomerism [1]

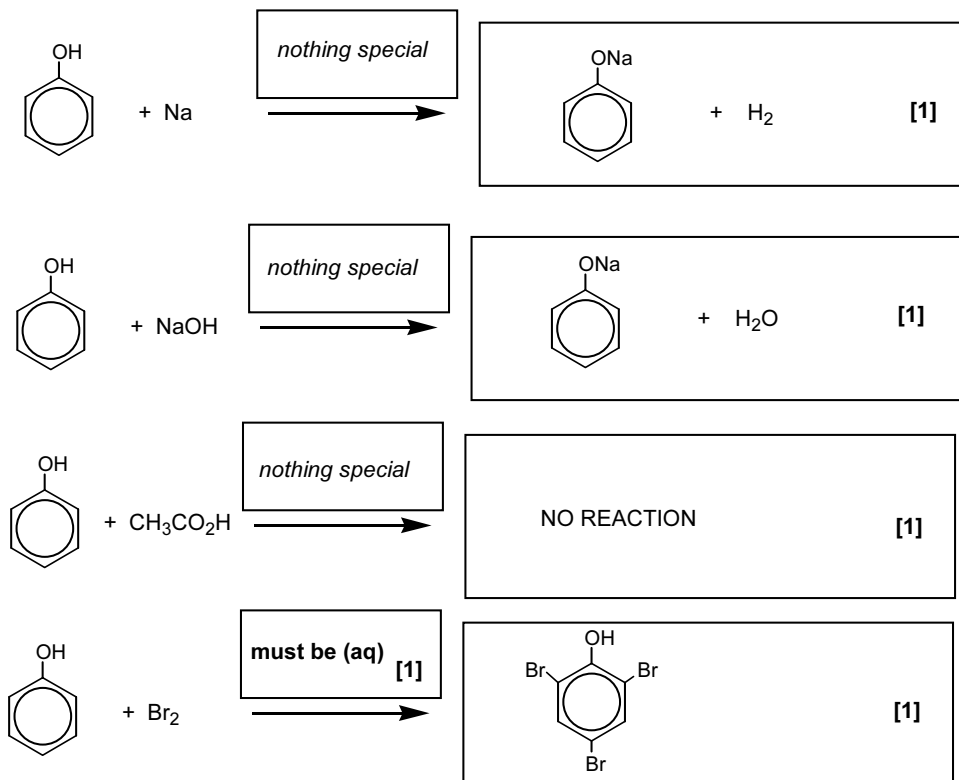
[4]

[Total: 15]

Page 7	Mark Scheme: Teachers' version	Syllabus	Paper 1
	GCE A LEVEL – May/June 2011	9701	043

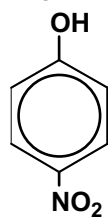
- 5 (a) acidity: ethanol < water [1]
 due to +ve inductive effect of C₂H₅ group or C₂H₅ gives e⁻ to oxygen or intensifies e⁻ (in O-H bond) [1]
 acidity: phenol > water [1]
 due to stabilisation of the anion/anionic charge or makes the anion less basic [1]
[4]

(b)



[5]

(c) H is



[1]

reagents & conditions:

step 1 **dilute** HNO₃ (dilute, not just 'aq'. H₂SO₄ negates) [1]

step 2 Sn/SnCl₂/Fe + HCl or H₂ + Ni/Pd (NOT H₂ + Pt. NOT LiAlH₄ or NaBH₄) [1]

step 3 CH₃COCl or (CH₃CO)₂O ('aq.' negates) [1]

[4]

[Total: 13]

Page 8	Mark Scheme: Teachers' version	Syllabus	Paper 1
	GCE A LEVEL – May/June 2011	9701	43

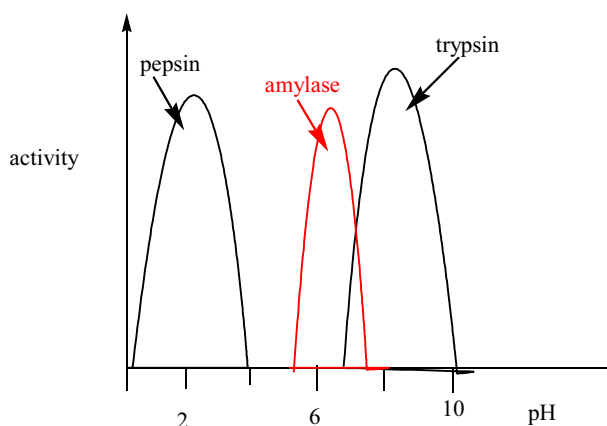
6 (a) They are polar/ionic *or* can hydrogen-bond *or* are hydrophilic. [1]
(NOT 'contain the –OH group', on its own) [1]

(b) (i) Primary structure is the sequence/order of amino acids [1]
Secondary structure is the H-bonding between C=O & N-H *or* peptide group/bonds [1]
Tertiary structure gives the (overall) 3D structure/shape/folding/globularity
(not 'coiling' on its own)
or mention of at least one method of forming the 3° structure, e.g.; hydrogen bonding
between R-groups/side chains; –S-S- bridges; van der Waals forces; ionic interactions [1]

(ii) The 3° structure provides a complementary shape to that of the substrate
or it provides the right/specifically shaped cavity for the substrate. (NOT just 'a cleft')
or provides nearby groups to aid the reactions of the substrate (owtte) [1]

(iii) Two conditions out of the following:
(a) Increased temperature
(b) Decreased temperature
(c) Change in pH
(d) Addition of heavy metals (*or* specified, e.g. Hg/Ag)
(e) Addition of inhibitors (competitive or non-competitive)
Suitable reasons:
(i) 3D structure changes shape/is deformed/is broken *or* R-R interactions (or a specific example, e.g. H-bonding) are broken
(ii) inhibitor occupies active site. [2]
(iii) *either* fewer substrate molecules with $E > E_a$ *or* fewer successful collisions [6]

(c) (i)



left hand peak labelled as pepsin [1]
right hand peak labelled as trypsin [1]
(Correct enzymes, but wrong way round, scores [1] only)

(ii) Peak between pH 6 and pH 8, **and** correct name (amylase) [1]
[3]

[Total: 10]

Page 9	Mark Scheme: Teachers' version	Syllabus	Paper 1
	GCE A LEVEL – May/June 2011	9701	43

7 (a)

Number	Process	Correct sequence (numbers)
A	Place samples on agarose gel	4
B	Use polymerase chain reaction	3
C	Label with radioactive isotope	6
D	Extract DNA	1
E	Use restriction enzyme	2
F	Carry out electrophoresis	5

mark as follows: if **A** is **just** before **F** (i.e. **A** = 4, **F** = 5 or **A** = 5, **F** = 6) [1] mark
 if **D** = 1 and **E** = 2 [1] mark
 if **C** = 6 [1] mark
[3]

(b) (i) P or phosphorus (NOT phosphate) [1]

(ii) Phosphate groups are present in DNA or it makes the DNA fragments/bands etc. visible or locates their position or identifies them on a photographic plate etc. [1]
 (NOT because it's radioactive or makes the bands coloured) [2]

(c) (i) Yes, all 4 children share one/some band (or match/gene/fragment/part/DNA/ amino acid) with the mother's (DNA) (NOT the general statement "matches the mother's DNA") [1]

(ii) Child 2, since he/she shares none of the bands of father's DNA/fingerprint or their fingerprint/DNA does not match the father's DNA (the general "match" is OK here) [1]
[2]

(d) (i) Compare DNA fingerprint for **each** fragment (can be read into use of the word 'same' below) [1]
 Match the DNA patterns to determine which came from which skin [1]

(ii) A named example of biological origin (N.B. a material, not a whole organism) [1]
 e.g. leather (= bull skin), pollen, fish scales, leaves, seeds, feathers, hair, blood, textiles (or a named one like wool or silk or cotton or linen/flax), wood.

(N.B. NOT human or goat skin, also not metal, pottery or stone. If more than one material is given, mark the first one) [3]

[Total: 10]

Page 10	Mark Scheme: Teachers' version	Syllabus	Paper 1
	GCE A LEVEL – May/June 2011	9701	043

- 8 (a) Range should be from 10^{-6} – 10^{-7} (the left hand arrow) [1]
to 10^{-8} – 10^{-9} (the right hand arrow) [1]
[2]
- (b) Forms of the **same element** (or of **carbon**, since carbon is the context of the question) [1]
with different structures/arrangements of atoms [1]
allow 'different molecular structure', but not structural formula. Any mention of 'compound'
negates the mark. [2]
- (c) Nanoparticles are smaller than (animal) cells or they can pass through the cell membrane
or pass into/between cells [1]
Drugs can be bound to/enclosed by the nanoparticle [1]
[2]
- (d) (i) Reduction/redox [1]
- (ii) M_r of chalcopryrite is $63.5 + 56 + 64 = 183.5$
Mass of copper present is 63.5
- Hence percentage of copper present = $\frac{63.5 \times 100}{183.5} = 34.6\%$ [1]
(if $A_r(\text{Cu}) = 64$ is used, ans = **34.8%**. allow **34–35%**)
- (iii) *If the ore contains 2% of chalcopryrite by mass, calculate how much copper is produced
from each tonne of ore.*
- 1 tonne = 1000 kg
1 tonne of chalcopryrite would produce 346 kg of copper
1 tonne of 2 % ore would produce 346×0.02 or **6.9** kg of copper ecf from (d)(ii) [1]
(accept **7.0** or 7 kg)
answer may be given as 7000 g or 7×10^{-3} tonnes. If no units are given, assume they
are tonnes, and mark accordingly)
- (iv) By displacement with a metal (the following specified metals higher than Cu in the ECS
may be used: Fe, Zn, Sn, Pb, Al, Mg. (NOT Ca, Li, Na, K etc.) or with a suitable non-
metallic reducing agent, e.g. SO_2 or Sn^{2+} , but not something that wouldn't react, like H_2
or By electrolysis (with carefully controlled voltage) [1]
[4]

[Total: 10]